

Ashleigh House, Somerset



Ashleigh House

Ashleigh House is one of our residential care homes located in Taunton, Somerset. **We support up to eight adults** with learning and physical disabilities, autism, cerebral palsy and epilepsy.

Our large Victorian home boasts many **communal areas** to relax and socialise in, including our living room, bright conservatory and spacious garden which is perfect for hosting BBQs in the summer!

Adapted with **accessibility** in mind, each of our bedrooms have been fitted with tracking hoists - Ideal for those with mobility needs.

Just a short walk from the town centre, Ashleigh House has lots of **amenities** nearby, including shops, cafes, the library, social clubs and restaurants! We also have **good access to public transport** with a train station within easy reach - great for going for day trips!





A place to call home

At Ashleigh House we encourage the people we support to get involved in both **in-house and community activities**, boosting wellbeing and independence. These include trips to the beach, sensory activities, discos, exercising and music sessions - to name just a few!

Our team work closely with the people we support, ensuring they achieve their goals and ambitions. We provide dedicated one-to-one support and build **person-centred care plans** that are tailored to each individual's needs!



Your needs at the centre of all we do

Whether you need support for a few hours or around the clock, our support teams can help you live a more independent life.

Your choice, you're in control

We tailor your support around your needs and choices. You can rely on us for safe, flexible and personalised support.

Support to live your life

We offer high quality, bespoke support and enable you to enjoy everyday life.

Your independence

Through careful planning and reviews, we'll provide 'just enough' support, putting you at the centre of all decision making.

Use of technology

Where relevant, we work with you to identify assistive technology to enhance your support, reduce support hours and progress towards greater independence.



Quality care and support

We're committed to providing **high-quality, person-centred care and support**. Our goal is to help you live the fulfilling, meaningful and happy life you choose, with as much or as little support as you need.

Our highly trained, specialist teams work with you to co-create personalised support plans focusing on your interests, priorities and skills. You can rest assured your needs are at the centre of all we do.

**Data accurate as of August 2024.*



100%* of our Scottish and Welsh registered services are graded overall compliant.



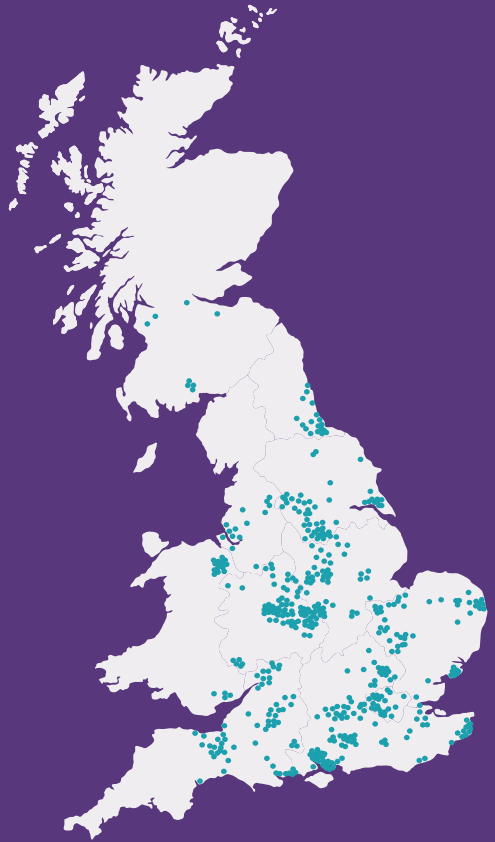
89%* of our registered services in England are rated Good or Outstanding.



About Voyage Care




Voyage Care is a sector-leading provider of specialist care and support to **3,500+ people** with learning disabilities, autism, brain injuries and other complex needs.

We offer **person-centred care** in a range of settings. This can be out and about in the community, in your own home or in one of our residential care homes.



Get in touch

Contact our friendly enquiry team to discuss how we can support you or a loved one.

 0800 035 3776
 referrals@voyagecare.com
 www.voyagecare.com