

# Ashleigh House, Somerset



# Ashleigh House

Ashleigh House is one of our residential care homes located in Taunton, Somerset. **We support up to eight adults** with learning and physical disabilities, autism, cerebral palsy and epilepsy.

Our large Victorian home boasts many **communal areas** to relax and socialise in, including our living room, bright conservatory and spacious garden which is perfect for hosting BBQs in the summer!

Adapted with **accessibility** in mind, each of our bedrooms have been fitted with tracking hoists - Ideal for those with mobility needs.

Just a short walk from the town centre, Ashleigh House has lots of **amenities** nearby, including shops, cafes, the library, social clubs and restaurants! We also have **good access to public transport** with a train station within easy reach - great for going for day trips!





## A place to call home

At Ashleigh House we encourage the people we support to get involved in both **in-house and community activities**, boosting wellbeing and independence. These include trips to the beach, sensory activities, discos, exercising and music sessions - to name just a few!

Our team work closely with the people we support, ensuring they achieve their goals and ambitions. We provide dedicated one-to-one support and build **person-centred care plans** that are tailored to each individual's needs!



# Your needs at the centre of all we do

Whether you need support for a few hours or around the clock, our support teams can help you live a more independent life.

## **Your choice, you're in control**

We tailor your support around your needs and choices. You can rely on us for safe, flexible and personalised support.

## **Support to live your life**

We offer high quality, bespoke support and enable you to enjoy everyday life.

## **Your independence**

Through careful planning and reviews, we'll provide 'just enough' support, putting you at the centre of all decision making.

## **Use of technology**

Where relevant, we work with you to identify assistive technology to enhance your support, reduce support hours and progress towards greater independence.



# Quality care and support

We're committed to providing **high-quality, person-centred care and support**. Our goal is to help you live the fulfilling, meaningful and happy life you choose, with as much or as little support as you need.

**Our highly trained, specialist teams** work with you to co-create personalised support plans focusing on your interests, priorities and skills. You can rest assured your needs are at the centre of all we do.

*\*Data accurate as of September 2024.*



100%\* of our Scottish and Welsh registered services are graded **overall compliant**.



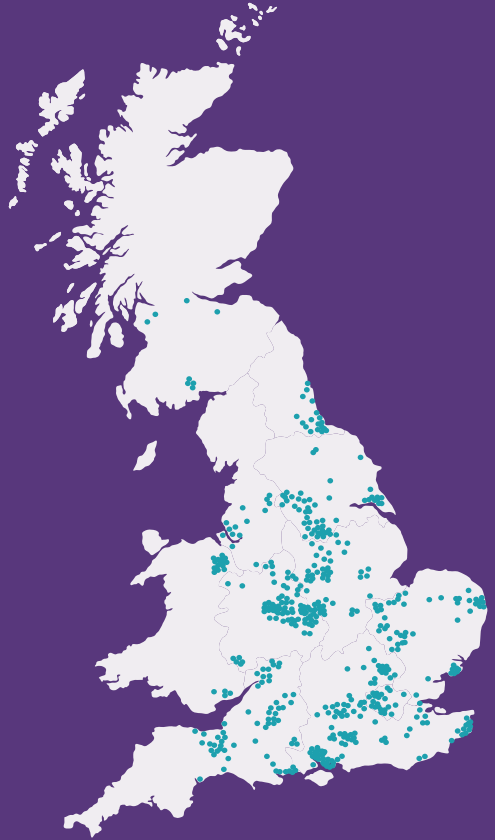
89%\* of our registered services in England are rated **Good or Outstanding**.



# About Voyage Care




Voyage Care is a sector-leading provider of specialist care and support to **3,500+ people** with learning disabilities, autism, brain injuries and other complex needs.

We offer **person-centred care** in a range of settings. This can be out and about in the community, in your own home or in one of our residential care homes.



## Get in touch

Contact our friendly enquiry team to discuss how we can support you or a loved one.

 0800 035 3776  
 [referrals@voyagecare.com](mailto:referrals@voyagecare.com)  
 [www.voyagecare.com](http://www.voyagecare.com)