

Tweed Lodge, Edinburgh



CARE HOMES by

voyagecare



Tweed Lodge

Tweed Lodge is a spacious **residential care home** located in Edinburgh. Here, we provide **support for up to six people** with learning disabilities, epilepsy, and complex needs.

Our **six bedroom** home is spread across two floors and is designed with accessibility in mind. Our home features a lift to access the first floor, and our bedrooms are complete with height adjustable beds and tracking hoists.

We have a selection of **shared communal areas**, which are perfect for socialising with other housemates. These include a lounge and dining area. Plus, we have patio doors that open onto our patio and garden!

We encourage the people we support to achieve their personal goals, by creating **person-centered plans** based around their individual needs, empowering them to thrive!





A place to call home

Our team promotes independence and encourages the people we support to choose from a range of **individual and group activities**. These include cycling, day trips, sensory activities, gardening and cooking. Valuing relationships, we support individuals to nurture meaningful connections with family and friends.

Our home has **great transport links** into Edinburgh. There's also lots to explore nearby, including Gyle Shopping Centre, and **local community groups** that we frequently access.



Your needs at the centre of all we do

Whether you need support for a few hours or around the clock, our support teams can help you live a more independent life.

Your choice, you're in control

We tailor your support around your needs and choices. You can rely on us for safe, flexible and personalised support.

Support to live your life


We offer high quality, bespoke support and enable you to enjoy everyday life.

Your independence

Through careful planning and reviews, we'll provide 'just enough' support, putting you at the centre of all decision making.

Use of technology

Where relevant, we work with you to identify assistive technology to enhance your support, reduce support hours and progress towards greater independence.



Quality care and support

We're committed to providing **high-quality, person-centred care and support**. Our goal is to help you live the fulfilling, meaningful and happy life you choose with as much or as little support as you need.

Our highly trained, specialist teams work with you to co-create personalised support plans focusing on your interests, priorities and skills. You can rest assured your needs are at the centre of all we do.

**Data accurate as of July 2024*



100%* of our Scottish and **66%*** Welsh registered services are graded **overall compliant**.



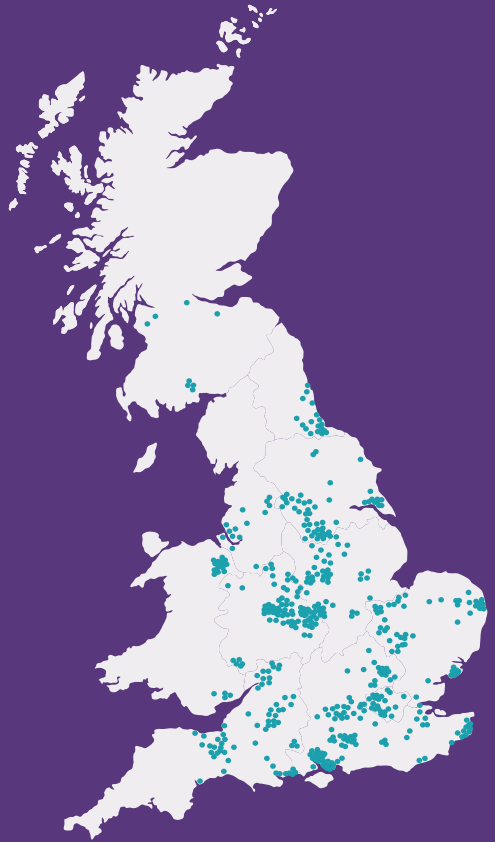
89%* of our registered services in England are rated **Good or Outstanding**.



About Voyage Care




Voyage Care is a sector-leading provider of specialist care and support to **3,500+ people** with learning disabilities, autism, brain injuries and other complex needs.

We offer **person-centred care** in a range of settings. This can be out and about in the community, in your own home or in one of our residential care homes.



Get in touch

Contact our friendly enquiry team to discuss how we can support you or a loved one.

 0800 035 3776
 referrals@voyagecare.com
 www.voyagecare.com