

Wellington House, Kent



CARE HOMES by

voyagecare 

Wellington House

Wellington House is a **residential care home** located in Deal, Kent. We provide **high-quality support for up to 10 people** with autism, low levels of challenging behaviour, cerebral palsy, Down's syndrome, epilepsy, learning and physical disabilities, and mental health needs.

Our **spacious, detached home** is spread across three floors, with bedrooms located on the ground and first floors. We have shower rooms available on both the ground and first floor of our home. Our first floor facilities also include a bath.

We have lots of **shared communal areas**, including two lounges, a dining room, kitchen, and activity room – a perfect spot for the people we support to relax in.

Outside, we have a **front and rear garden**, ideal for enjoying the sun, and a prime location for our summer barbecues. For those who enjoy gardening, we also have a vegetable patch!





A place to call home

We provide **person-centred care and promote independence** for the people we support. We work with individuals to ensure support is tailored to their individual needs, helping them to reach their full potential and achieve their goals.

Our dedicated team ensures the people we support are fully immersed in their community. We encourage them to **participate in regular activities**, such as bowling, singing groups, day trips to the seaside, crazy golf, cinema trips, and shopping.



Your needs at the centre of all we do

Whether you need support for a few hours or around the clock, our support teams can help you live a more independent life.

Your choice, you're in control

We tailor your support around your needs and choices. You can rely on us for safe, flexible and personalised support.

Support to live your life

We offer high quality, bespoke support and enable you to enjoy everyday life.

Your independence

Through careful planning and reviews, we'll provide 'just enough' support, putting you at the centre of all decision making.

Use of technology

Where relevant, we work with you to identify assistive technology to enhance your support, reduce support hours and progress towards greater independence.



Quality care and support

We're committed to providing **high-quality, person-centred care and support**. Our goal is to help you live the fulfilling, meaningful and happy life you choose with as much or as little support as you need.

Our highly trained, specialist teams work with you to co-create personalised support plans focusing on your interests, priorities and skills. You can rest assured your needs are at the centre of all we do.

**Data accurate as of July 2024*

100%* of our Scottish and **66%*** Welsh registered services are graded **overall compliant**.

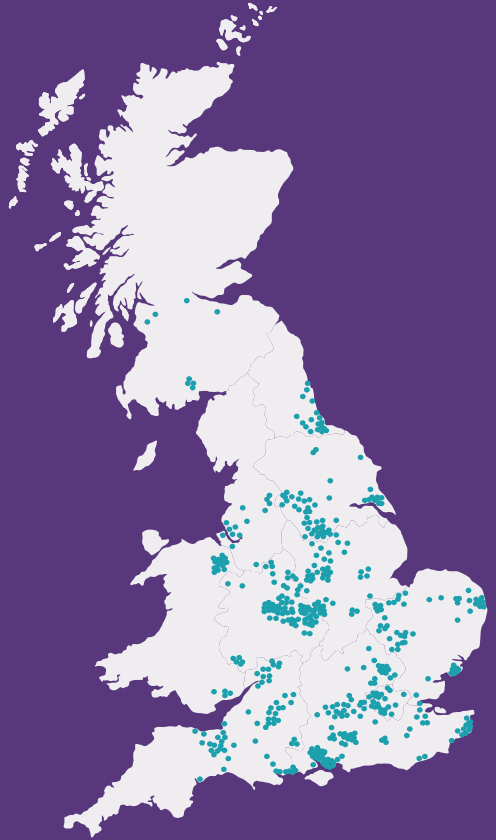
89%* of our registered services in England are rated **Good or Outstanding**.



About Voyage Care




Voyage Care is a sector-leading provider of specialist care and support to **3,500+ people** with learning disabilities, autism, brain injuries and other complex needs.

We offer **person-centred care** in a range of settings. This can be out and about in the community, in your own home or in one of our residential care homes.



Get in touch

Contact our friendly enquiry team to discuss how we can support you or a loved one.

 0800 035 3776
 referrals@voyagecare.com
 www.voyagecare.com