

6 Milverton Road, Willesden



CARE HOMES by
voyagecare 

6 Milverton Road

Milverton Road is a residential care home located in Willesden, London. Our specialist team **supports up to six people** with cerebral palsy, epilepsy, Down's syndrome, challenging behaviour and learning disabilities.

Our detached property is the ideal place to call home. We have a large garden and indoor **communal areas**, including a lounge and kitchen - perfect for socialising!

Our home has been updated to suit those with mobility needs, including **ceiling tracking hoists** in our bedrooms and a lift between floors.

We are located near many **local amenities**, such as shops, restaurants, a garden centre and Wembley - great for day trips!





A place to call home

Milverton Road is a welcoming and friendly home, ideal for somebody aged over 50. Through our **person-centred approach**, we ensure support is tailored to each individual's needs.

Through our positive approach, we encourage the people we support to pursue their passions, hobbies and interests, empowering them to **live the meaningful and fulfilled lives they deserve!**



Your needs at the centre of all we do

Whether you need support for a few hours or around the clock, our support teams can help you live a more independent life.

Your choice, you're in control

We tailor your support around your needs and choices. You can rely on us for safe, flexible and personalised support.

Support to live your life

We offer high quality, bespoke support and enable you to enjoy everyday life.

Your independence

Through careful planning and reviews, we'll provide 'just enough' support, putting you at the centre of all decision making.

Use of technology

Where relevant, we work with you to identify assistive technology to enhance your support, reduce support hours and progress towards greater independence.



Quality care and support

We're committed to providing **high-quality, person-centred care and support**. Our goal is to help you live the fulfilling, meaningful and happy life you choose with as much or as little support as you need.

Our highly trained, specialist teams work with you to co-create personalised support plans focusing on your interests, priorities and skills. You can rest assured your needs are at the centre of all we do.

**Data accurate as of July 2024.*



100% of our Scottish and Welsh registered services are graded **overall compliant**.

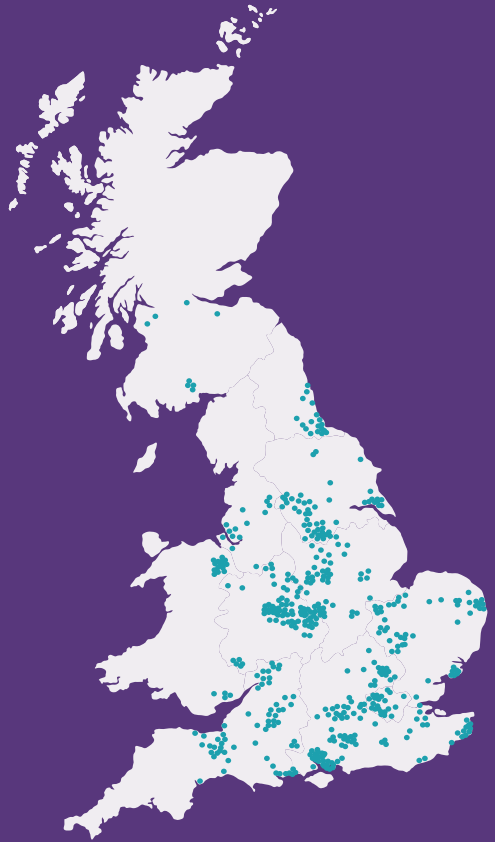
89% of our registered services in England are rated **Good or Outstanding**.



About Voyage Care




Voyage Care is a sector-leading provider of specialist care and support to **3,500+ people** with learning disabilities, autism, brain injuries and other complex needs.

We offer **person-centred care** in a range of settings. This can be out and about in the community, in your own home or in one of our residential care homes.



Get in touch

Contact our friendly enquiry team to discuss how we can support you or a loved one.

 0800 035 3776
 referrals@voyagecare.com
 www.voyagecare.com